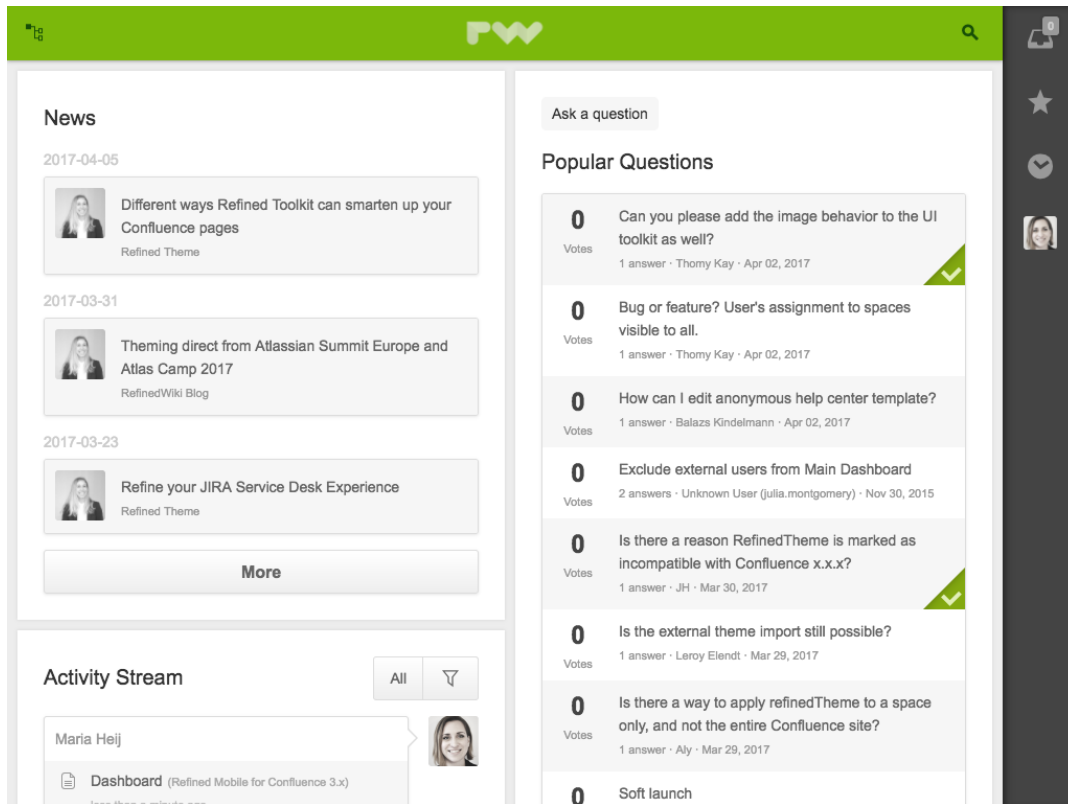


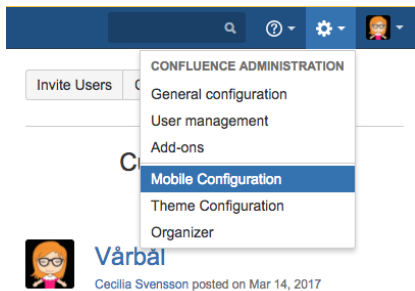
Get Started

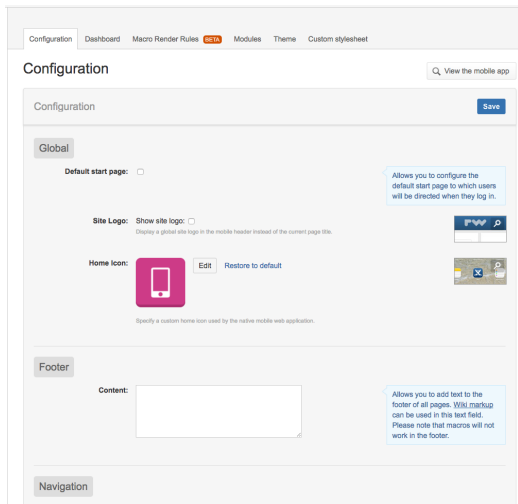


Refined Mobile is designed to make the user experience easy, and Confluence accessible from just about anywhere. Get Refined Mobile for Confluence up and running in these 5 steps to enjoy Confluence on-the-go:

1

Install [Refined Mobile](#) for Confluence Server in the Confluence administration section. There's a 30-day free trial if you want to test it out.

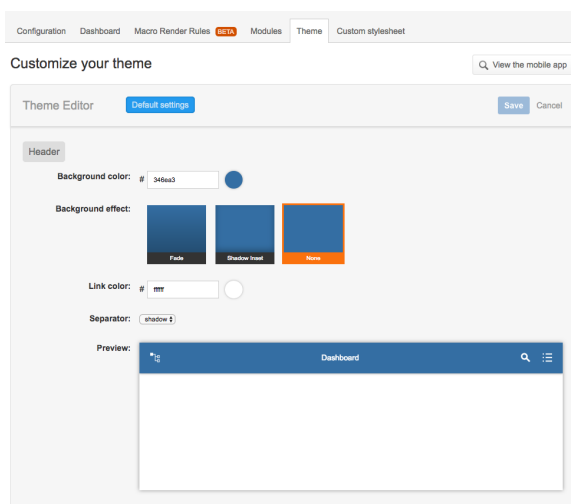




2

Set the [theme](#).

Go to Mobile Configuration > Themes-tab to edit the theme for Refined Mobile.

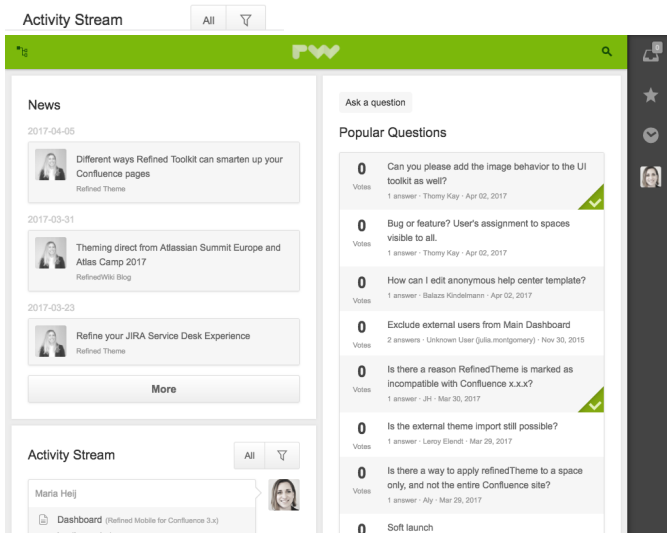
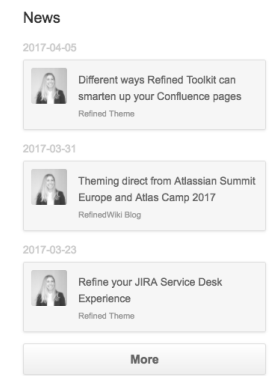
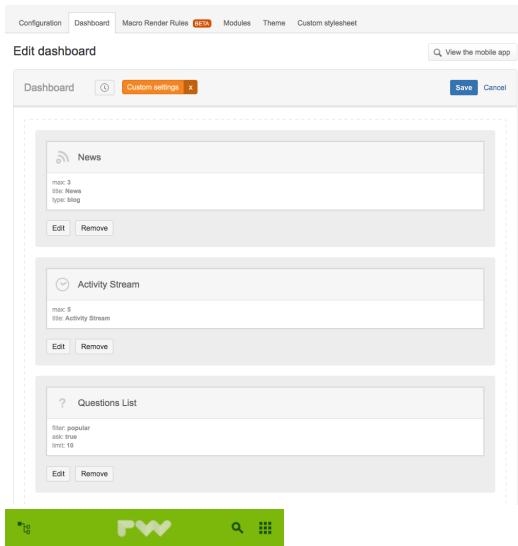


Set the color of your choice, for instance your company branding colors.

3

Setup your [Mobile Dashboard](#).

Go to Mobile Configuration > Dashboard. Click to add macros or content, and drag and drop to get them in the order you want.



4

Setup the footer in the Mobile Configuration main page.

Footer

Content: Putting it in systems since 1971.

Allows you to add text to the footer of all pages. [Wiki markup](#) can be used in this text field. Please note that macros will not work in the footer.

Ask a question

Popular Questions

- 0 When is summer vacation?
0 answers · Cecilia Svensson · Mar 28, 2017
- 0 Internship for Service Rep on CD-100?
2 answers · Autumn Smith · Sep 01, 2016
- 1 Who can teach me about service calls efficiency?
1 answer · Lincoln Knight · Dec 06, 2015

↑ Go to top

View: Mobile **Classic**

Putting it in systems since 1971.

Log out

5

Quickly check the [modules](#) that are to the right and left of the main screen, and hide and show the ones that are relevant to you. Go to Mobile Configuration > Modules-tab. Click Edit to set the visibility of the Module.

Configuration Dashboard Macro Render Rules **Modules** Theme Custom stylesheet

Manage modules

<p>Dashboard Displays a view of the dashboard. Visible for: anonymous Edit</p> <p>Users Lists users in the instance with the ability to search for users. Visible for: anonymous Edit</p> <p>News Displays news and blogposts. Visible for: anonymous Edit</p> <p>Questions Displays questions. Visible for: anonymous Edit</p> <p>STATIC MODULES</p> <p>Tree navigation Displays a navigation tree in the context of the currently viewed content. Visible for: anonymous Edit</p>	<p>Title</p> <p>Page body</p> <p>Lorem ipsum dolor sit amet, consectetur adipiscing elit. Sed diam nonummy nibh euismod tincidunt ut laoreet dolore magna aliquam erat volutpat. Ut wisi enim ad minim veniam, quis nostrud exerci tation ullamcorper suscipit lobortis nisl ut aliquip ex ea commodo consequat. Duis autem vel eum irure dolor in hendrerit in vulputate velit esse molestie consequat, vel illum dolore eu feugiat nulla facilisis at vero eros et accumsan et justo odio dignissim qui blandit praesent luptatum zzril delenit augue duis dolore te feugiat nulla facilisis.</p>	<p>Notifications Lists notifications and personal tasks. Visible for: logged-in-users Edit</p> <p>Favourites Displays a list of content or spaces marked as favourites. Visible for: logged-in-users Edit</p> <p>Activity Stream Displays recent activities. Filter on categories and content types. Visible for: anonymous Edit</p> <p>Calendar Displays the calendar. Visible for: logged-in-users Edit</p> <p>Profile Displays the profile of the currently logged in user. Visible for: anonymous Edit</p>
---	--	---

Dashboard

Visible

Permissions

- Anonymous
- Logged in users
- Group

Save Cancel
